



US00D823534S

(12) **United States Design Patent**
Chen

(10) **Patent No.:** **US D823,534 S**

(45) **Date of Patent:** **** Jul. 17, 2018**

(54) **ATOMIZER FOR ELECTRONIC CIGARETTE**

(71) Applicant: **SHENZHEN SMOORE TECHNOLOGY LIMITED**, Shenzhen (CN)

(72) Inventor: **Zhiping Chen**, Shenzhen (CN)

(73) Assignee: **SHENZHEN SMOORE TECHNOLOGY LIMITED**, Shenzhen (CN)

(**) Term: **15 Years**

(21) Appl. No.: **29/606,439**

(22) Filed: **Jun. 5, 2017**

(30) **Foreign Application Priority Data**

Feb. 23, 2017 (CN) 2017 3 0049067

(51) **LOC (11) Cl.** **27-02**

(52) **U.S. Cl.**
USPC **D27/162**

(58) **Field of Classification Search**
USPC D27/101, 106, 108, 163, 165, 169, 172, D27/174, 175, 183, 186-190, 193, 195, D27/131, 141, 142, 152, 153, 160; D24/110; 131/273, 274, 191, 328-330; 128/202.21, 203.12
CPC A24F 47/002; A24F 47/004; A24F 47/006; A24F 47/008; A61M 15/06
See application file for complete search history.

(56) **References Cited**

U.S. PATENT DOCUMENTS

D727,562 S * 4/2015 Li D27/101
D729,440 S * 5/2015 Liu D27/101

D731,112 S * 6/2015 Li D27/101
D749,261 S * 2/2016 Chen D27/162
D751,249 S * 3/2016 Chen D27/101
D771,307 S * 11/2016 Wu D27/101
D778,492 S * 2/2017 Liu D27/101
D780,372 S * 2/2017 Liu D27/101
D783,117 S * 4/2017 Gilbarte D22/117
D792,022 S * 7/2017 Li D27/167
D806,943 S * 1/2018 Liu D27/101
D811,652 S * 2/2018 Liu D27/167
2018/0027881 A1* 2/2018 Chen A24F 47/008

* cited by examiner

Primary Examiner — Susan Bennett Hattan

Assistant Examiner — Rebecca Tsehaye

(74) *Attorney, Agent, or Firm* — Ladas & Parry LLP

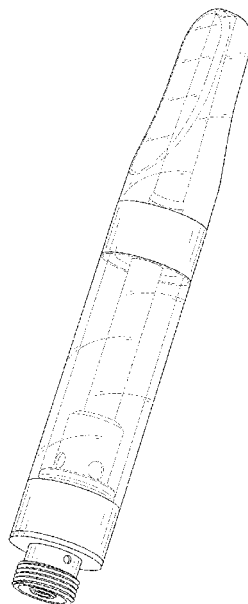
(57) **CLAIM**

The ornamental design for an atomizer for electronic cigarette, as shown and described.

DESCRIPTION

FIG. 1 is a front elevational view of an atomizer for electronic cigarette showing my new design; FIG. 2 is a rear elevational view thereof; FIG. 3 is a left side elevational view thereof; FIG. 4 is a right side elevational view thereof; FIG. 5 is a top plan view thereof; FIG. 6 is a bottom plan view thereof; FIG. 7 is a perspective view thereof; and, FIG. 8 is another perspective view thereof.

1 Claim, 8 Drawing Sheets



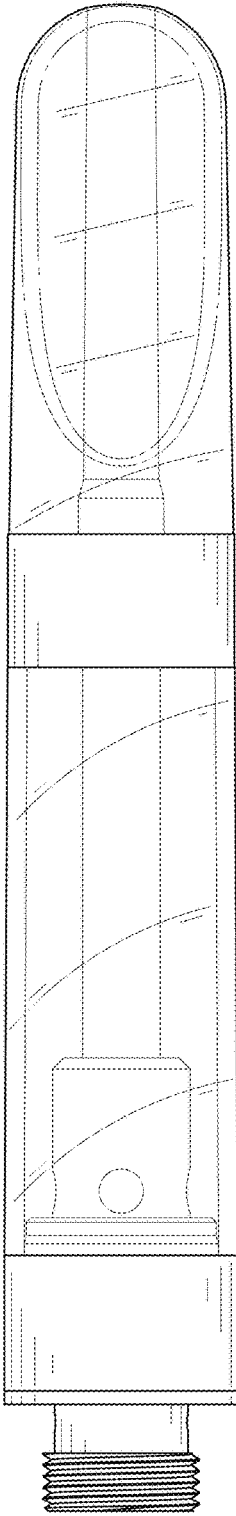


FIG. 1

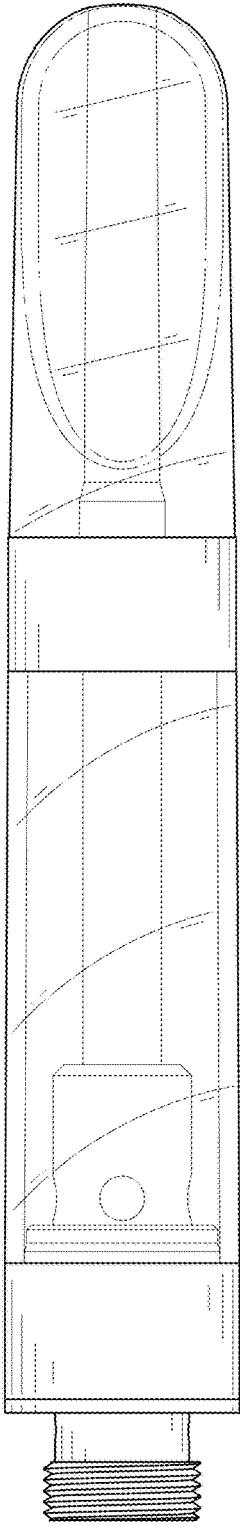


FIG. 2

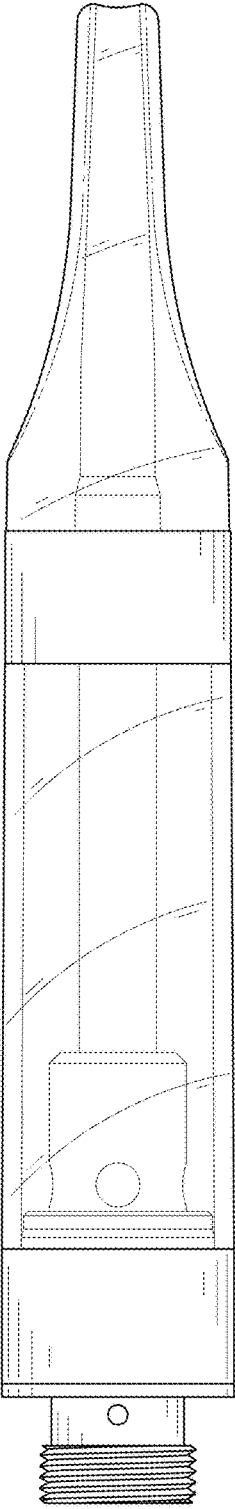


FIG. 3

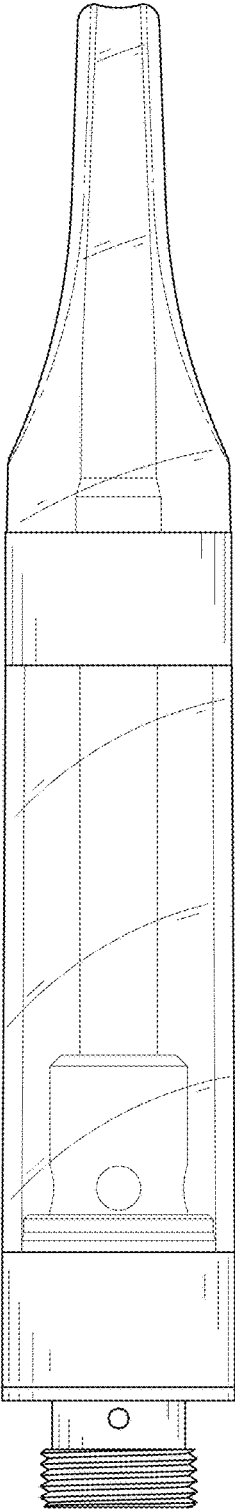


FIG. 4

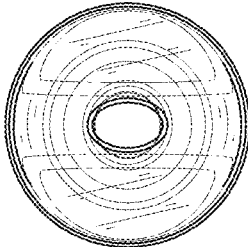


FIG. 5

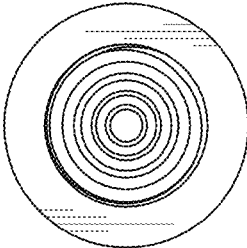


FIG. 6

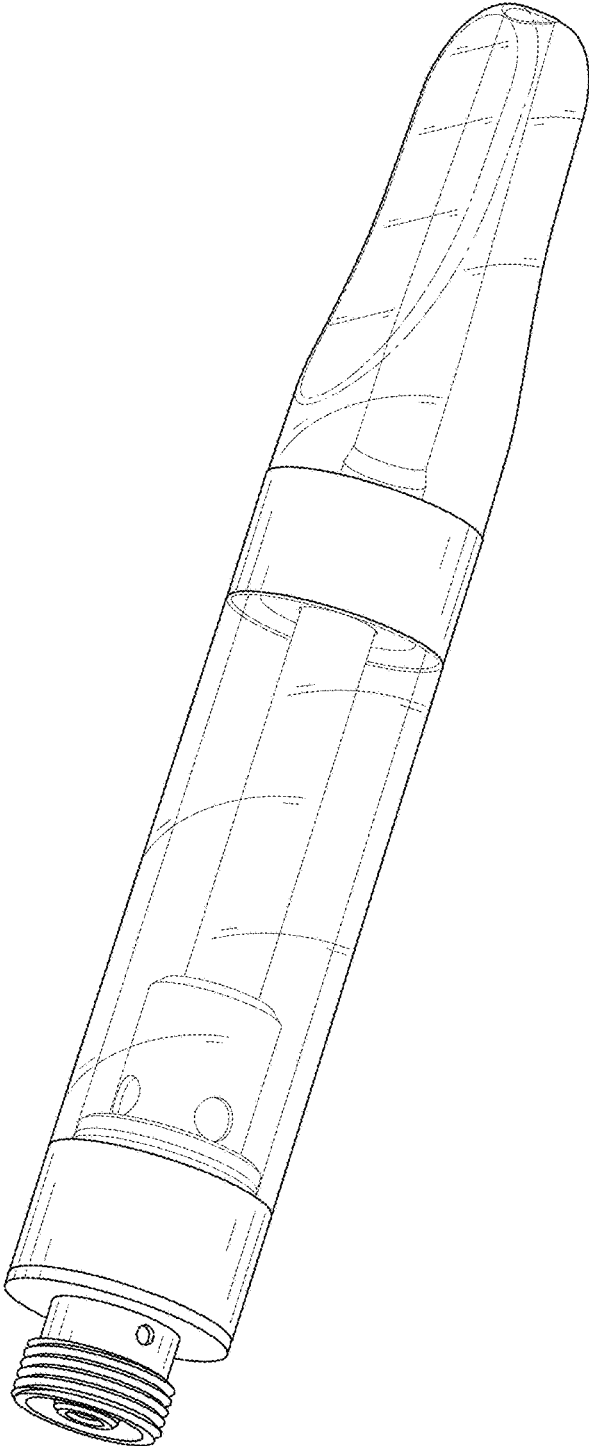


FIG. 7

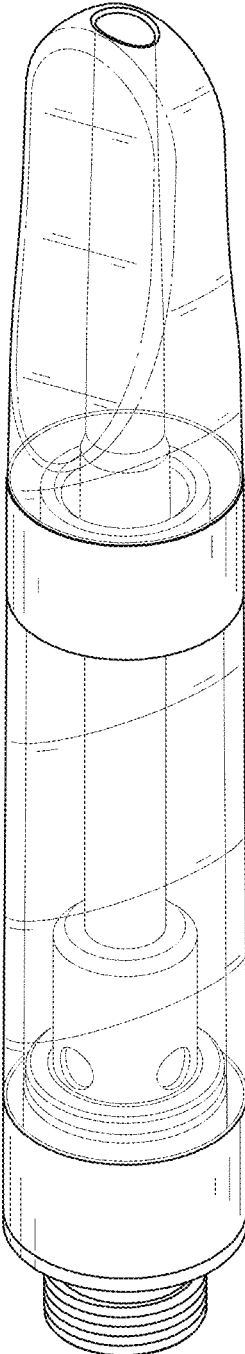


FIG. 8