



US00D853635S

(12) **United States Design Patent**
Chen

(10) **Patent No.:** **US D853,635 S**

(45) **Date of Patent:** **** Jul. 9, 2019**

(54) **ATOMIZER FOR ELECTRONIC CIGARETTE**

(71) Applicant: **SHENZHEN SMOORE TECHNOLOGY LIMITED**, Shenzhen (CN)

(72) Inventor: **Zhiping Chen**, Shenzhen (CN)

(73) Assignee: **SHENZHEN SMOORE TECHNOLOGY LIMITED**, Shenzhen (CN)

(**) Term: **15 Years**

(21) Appl. No.: **29/606,450**

(22) Filed: **Jun. 5, 2017**

(30) **Foreign Application Priority Data**

Feb. 23, 2017 (CN) 2017 3 0049185

(51) **LOC (11) Cl.** **27-99**

(52) **U.S. Cl.**
USPC **D27/194**

(58) **Field of Classification Search**
USPC D27/100, 101, 139-161, 162-194;
D23/366; D7/416
CPC A24F 47/008; A24F 47/002; A24F 7/00;
A24F 15/12
See application file for complete search history.

(56) **References Cited**

U.S. PATENT DOCUMENTS

D721,202 S *	1/2015	Liu	D27/101
D724,263 S *	3/2015	Malhi	D27/101
D724,779 S *	3/2015	Liu	D27/101
D749,261 S *	2/2016	Chen	D27/162
D752,279 S *	3/2016	Liu	D27/101
D767,818 S *	9/2016	Kayvon	D27/162
D767,819 S *	9/2016	Kayvon	D27/162
D772,478 S *	11/2016	Liu	D27/167

D799,113 S *	10/2017	Qiu	D27/101
D800,382 S *	10/2017	Mathias	D27/167
D806,941 S *	1/2018	Hawes	D27/101
D806,943 S *	1/2018	Liu	D27/101
D809,190 S *	1/2018	Schuler	D27/101
D811,652 S *	2/2018	Liu	D27/167
D814,103 S *	3/2018	Levinson	D27/101
D817,544 S *	5/2018	Chen	D27/167
9,980,522 B1 *	5/2018	Heidl	A24F 47/008
9,993,028 B2 *	6/2018	Li	A24F 47/008
D823,534 S *	7/2018	Chen	D27/162

(Continued)

OTHER PUBLICATIONS

Vuber Vaporizers The C1 Tanker. by Vuber. no date on site. found online [Dec. 28, 2018] <https://vubervaporizers.com/product/core/>

(Continued)

Primary Examiner — Marissa J Cash
(74) *Attorney, Agent, or Firm* — Ladas & Parry LLP

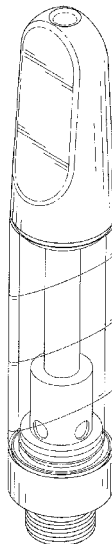
(57) **CLAIM**

The ornamental design for an atomizer for electronic cigarette, as shown and described.

DESCRIPTION

FIG. 1 is a front elevational view of an atomizer for electronic cigarette showing my new design; FIG. 2 is a rear elevational view thereof; FIG. 3 is a left side elevational view thereof; FIG. 4 is a right side elevational view thereof; FIG. 5 is a top plan view thereof; FIG. 6 is a bottom plan view thereof; FIG. 7 is a perspective view thereof; and, FIG. 8 is another perspective view thereof. The broken lines in the drawings depict portions of the atomizer for electronic cigarette that form no part of the claimed design.

1 Claim, 8 Drawing Sheets



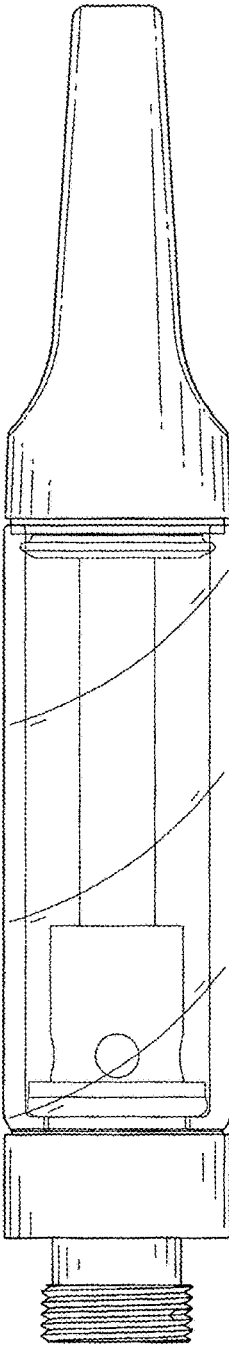


FIG. 1

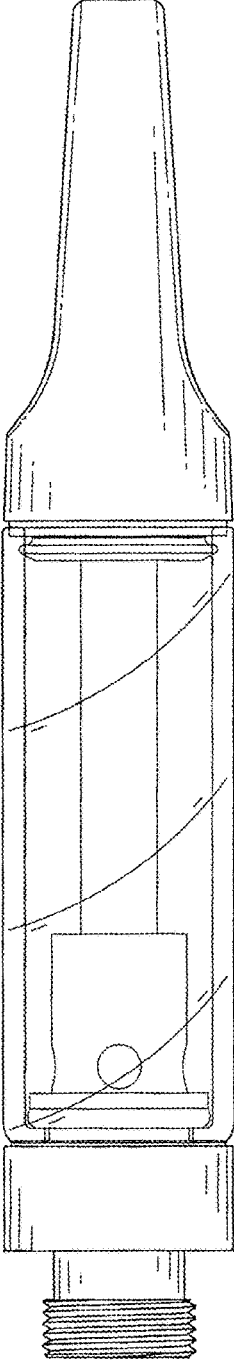


FIG. 2

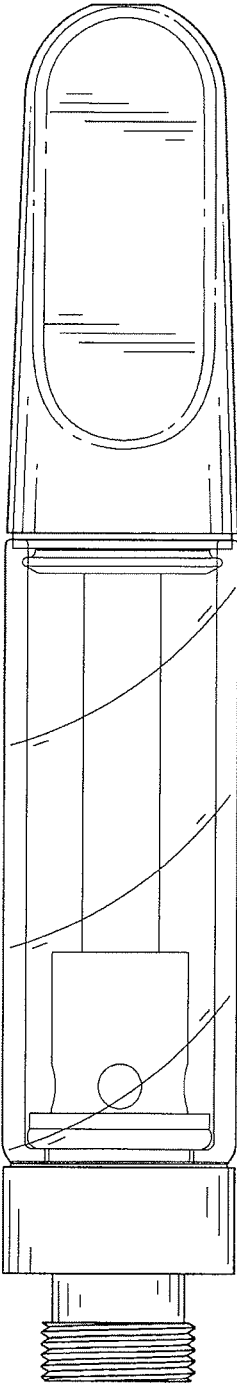


FIG. 3

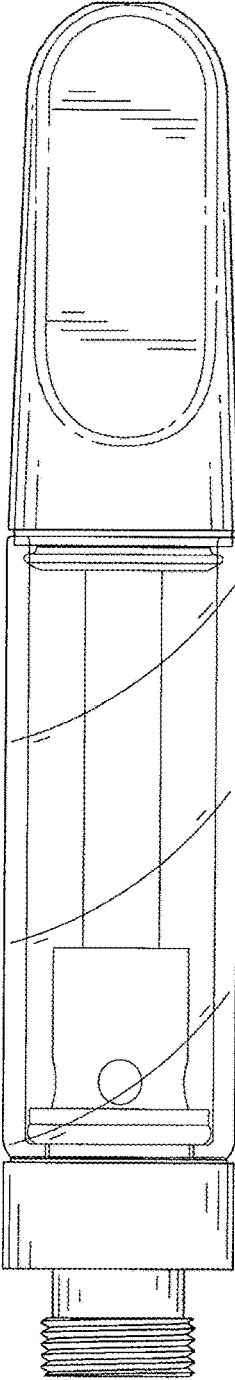


FIG. 4

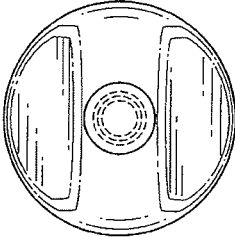


FIG. 5

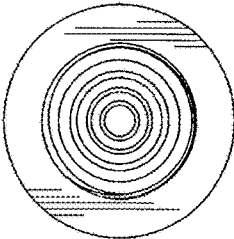


FIG. 6

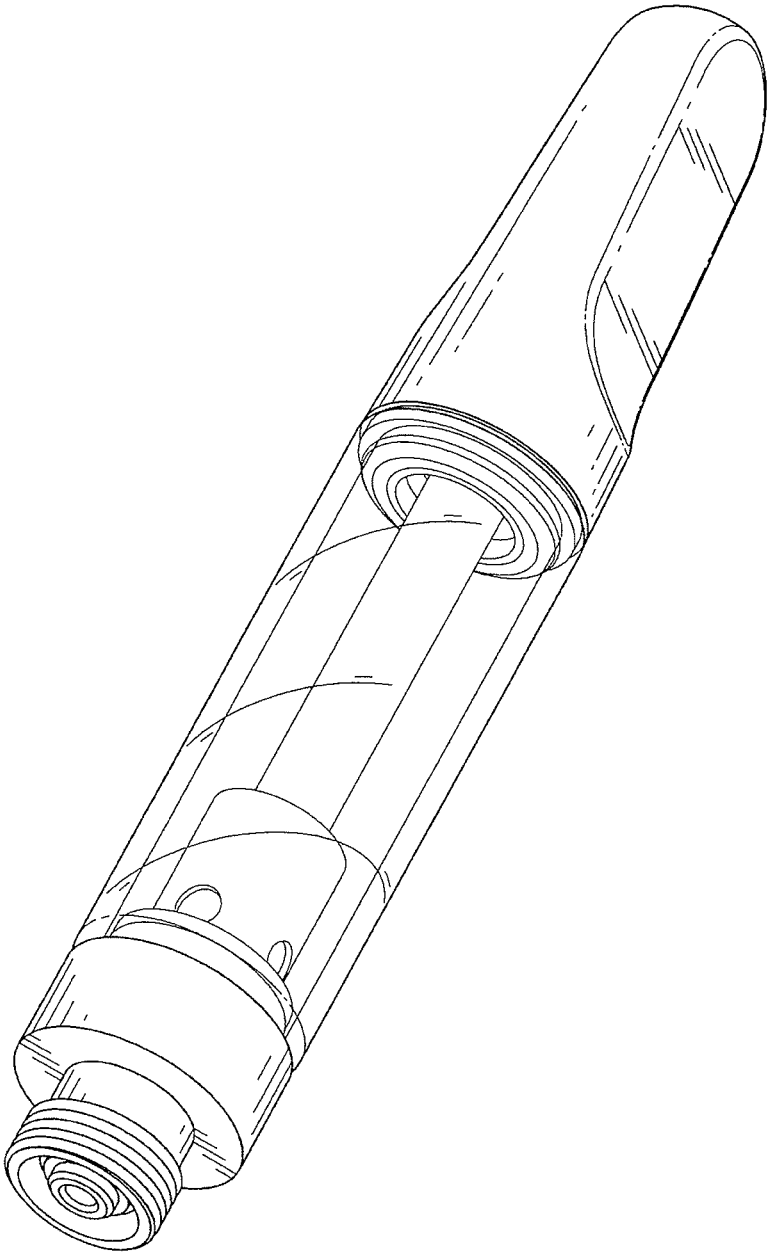


FIG. 7

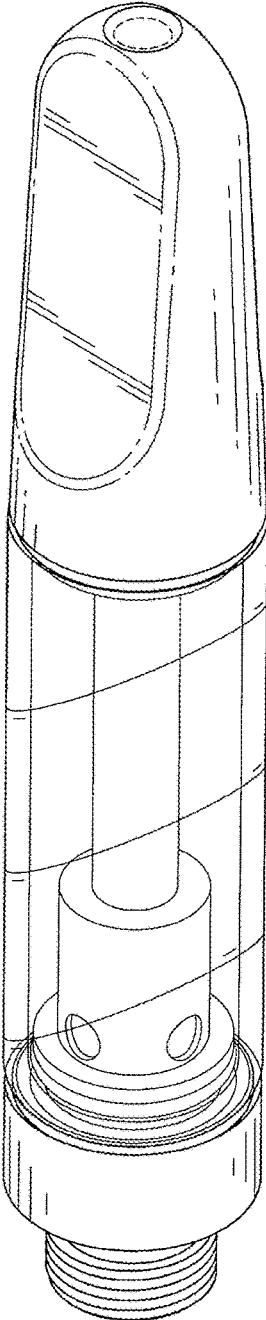


FIG. 8