



# Certificate of Analysis

Sample: MO01013044-001

Harvest/Lot ID: zone 8

Seed to Sale #N/A

Batch Date :N/A

Batch#: 2

Sample Size Received: 10 gram

Retail Product Size: 10

Ordered : 10/12/20

Sampled : 10/12/20

Completed: 10/20/20 Expires: 10/20/21

Sampling Method: SOP Client Method

**PASSED**

Page 1 of 4

Oct 20, 2020 | Made By A Farmer

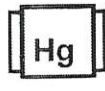
8275 Scio Church rd  
Ann Arbor, MI, 48103, US



PRODUCT IMAGE SAFETY RESULTS



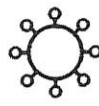
Pesticides  
**PASSED**



Heavy Metals  
**PASSED**



Microbials  
**PASSED**



Mycotoxins  
**PASSED**



Residuals Solvents  
**NOT TESTED**




Filtration  
**PASSED**



Water Activity  
**NOT TESTED**



Moisture  
**PASSED**



Terpenes  
**TESTED**

MISC.

CANNABINOID RESULTS



Total THC  
**0.337%**



Total CBD  
**9.943%**



Total Cannabinoids  
**12.147%**

D9-THC	THCA	CBD	CBDA	D8-THC	THCV	CBN	CBDV	CBC	CBG	CBGA
ND	0.385%	0.260%	11.042%	ND	ND	ND	ND	0.087%	0.040%	0.333%
ND	3,850 mg/g	2,600 mg/g	110,420 mg/g	ND	ND	ND	ND	0.870 mg/g	0.400 mg/g	3,330 mg/g
LOD 0.0001	0.001	0.0001	0.001	0.001	0.001	0.001	0.001	0.001	0.001	0.001
%	%	%	%	%	%	%	%	%	%	%

**Filtration PASSED**

Analyzed By	Weight	Extraction date	LOD(ppm)	Extracted By
9	1g	NA		NA

Analysis Method -SOP.T.40.013 Batch Date : 10/13/20 14:26:29  
 Analytical Batch -MO001256FIL Reviewed On - 10/14/20 15:31:29  
 Instrument Used : Microscope  
 Running On :

This includes but is not limited to hair, inserts, fences, packaging contaminants, and manufacturing waste and by products. An SH-787 Stereo Microscope is used for inspection.

**Moisture PASSED**

Analyte	Analyzed by Weight	Ext. date	LOD	A.L	Result
MOISTURE CONTENT	9	1g	10/13/20	%	32.920 %

Analysis Method -SOP.T.40.011 Batch Date : 10/13/20 14:28:05  
 Analytical Batch -MO001257MOI Reviewed On - 10/14/20 09:51:19  
 Instrument Used : Moisture Balance  
 Running On :

Cannabinoid Profile Test

Analyzed by	Weight	Extraction date :	Extracted By :
19	0.2009g	10/15/20 04:10:46	19

Analysis Method -SOP.T.40.020, SOP.T.30.050 Reviewed On - 10/16/20 10:36:38 Batch Date : 10/15/20 16:14:59  
 Analytical Batch -MO001273POT Instrument Used : HPLC Potency Analyzer Running On :

Reagent	Dilution	Consums. ID
	40	

Full spectrum Cannabinoid analysis utilizing High Performance Liquid Chromatography with UV detection (HPLC-UV). (Method: SOP.T.30.050 for sample prep and Shimadzu High Sensitivity Method SOP.T.40.020 for analysis. LOQ for all cannabinoids is 1 mg/L. Measurement of Uncertainty: 2.7%

This report shall not be reproduced, unless in its entirety, without written approval from Kaycha Labs. This report is an Kaycha Labs certification. The results relate only to the material or product analyzed. Test results are confidential unless explicitly waived otherwise. Void after 1 year from test end date. Cannabinoid content of batch material may vary depending on sampling error. IC=In-control QC parameter, NC=Non-controlled QC parameter, ND=Not Detected, NA=Not Analyzed, ppm=Parts Per Million, ppb=Parts Per Billion, Limit of Detection (LoD) and Limit of Quantitation (LoQ) are terms used to describe the smallest concentration that can be reliably measured by an analytical procedure. RPD=Reproducibility of two measurements. Action Levels are State determined thresholds for human safety for consumption and/or inhalation. The result >99% are variable based on uncertainty of measurement (UM) for the analyte. The UM error is available from the lab upon request. The "Decision Rule" for the pass/fail does not include the UM. The limits are based on F.S. Rule 64-4.310.

David Greene  
Lab Director  
State License # 19-05-02P  
ISO Accreditation #  
17025:2017 #97164

  
Signature

10/20/2020  
Signed On



673 N. Bardstown Rd  
Mount Washington, KY, 40047, US

Kaycha Labs



2  
N/A  
Matrix : Flower

# Certificate of Analysis

**PASSED**

Made By A Farmer

8275 Scio Church rd  
Ann Arbor, MI, 48103, US  
Telephone: 7344763114  
Email: ryan.valik@gmail.com

Sample : MO01013044-001  
Harvest/LOT ID: zone 8

Batch# :  
Sampled : 10/12/20  
Ordered : 10/12/20

Sample Size Received : 10 gram  
Completed : 10/20/20 Expires: 10/20/21  
Sample Method : SOP Client Method

Page 2 of 4



## Terpenes

**TESTED**

Terpenes	LOD	Units	Result (%)	Terpenes	LOD	Units	Result (%)
ALPHA-PHELLANDRENE	0.005	%	ND	CIS-NEROLIDOL	0.005	%	ND
FENCHONE	0.01	%	ND	3-CARENE	0.005	%	ND
GAMMA-TERPINENE	0.005	%	ND	FENCHYL ALCOHOL	0.005	%	0.005
GERANIOL	0.005	%	ND	HEXAHYDROT HYMOL	0.005	%	ND
GERANYL ACETATE	0.01	%	ND	EUCALYPTOL	0.005	%	ND
GUAJOL	0.005	%	0.024	ISOBORNEOL	0.005	%	ND
LIMONENE	0.005	%	0.019				
LINALOOL	0.01	%	ND				
NEROL	0.005	%	ND				
OCIMENE	0.005	%	ND				
PULEGONE	0.005	%	ND				
SABINENE	0.005	%	ND				
SABINENE HYDRATE	0.01	%	ND				
TERPINEOL	0.005	%	ND				
TERPINOLENE	0.005	%	ND				
TRANS-CARYOPHYLLENE	0.005	%	0.109				
TRANS-NEROLIDOL	0.005	%	ND				
VALENCENE	0.005	%	ND				
CEDROL	0.005	%	ND				
ALPHA-HUMULENE	0.005	%	0.034				
ALPHA-PINENE	0.005	%	0.023				
ALPHA-TERPINENE	0.005	%	ND				
BETA-MYRCENE	0.005	%	0.141				
BETA-PINENE	0.005	%	0.011				
BORNEOL	0.01	%	ND				
CAMPHENE	0.005	%	ND				
CAMPHOR	0.01	%	ND				
CARYOPHYLLENE OXIDE	0.005	%	0.010				
ALPHA-CEDRENE	0.005	%	ND				
ALPHA-BISABOLOL	0.005	%	0.036				
ISOPULEGOL	0.01	%	ND				

Total 0.412



## Terpenes

**TESTED**

Analyzed by 18 Weight 0.984g Extraction date 10/14/20 01:10:14 Extracted By 18

Analysis Method -SOP.T.40.090  
Analytical Batch -MO001266TER Reviewed On - 10/15/20 10:16:09  
Instrument Used : GCMS8050 with Liquid Handler  
Running On :  
Batch Date : 10/14/20 13:43:27

Reagent Dilution Consums. ID

Terpenoid profile screening is performed using GC-MS/MS TQ-8040 with Liquid Injection (Gas Chromatography - Mass Spectrometer Triple Quad) which can screen 37 terpenes using Method SOP.T.40.091 Terpenoid Analysis Via GC-MS/MS.

This report shall not be reproduced, unless in its entirety, without written approval from Kaycha Labs. This report is an Kaycha Labs certification. The results relate only to the material or product analyzed. Test results are confidential unless explicitly waived otherwise. Void after 1 year from test end date. Cannabinoid content of batch material may vary depending on sampling error. IC=In-control QC parameter, NC=Non-controlled QC parameter, ND=Not Detected, NA=Not Analyzed, ppm=Parts Per Million, ppb=Parts Per Billion. Limit of Detection (LoD) and Limit Of Quantitation (LoQ) are terms used to describe the smallest concentration that can be reliably measured by an analytical procedure. RPD=Reproducibility of two measurements. Action Levels are State determined thresholds for human safety for consumption and/or inhalation. The result >99% are variable based on uncertainty of measurement (UM) for the analyte. The UM error is available from the lab upon request. The "Decision Rule" for the pass/fail does not include the UM. The limits are based on F.S. Rule 64-4.310.

David Greene  
Lab Director

State License # 19-05-02P  
ISO Accreditation #  
17025:2017 #97164

Signature

10/20/2020

Signed On



673 N. Bardstown Rd
Mount Washington, KY, 40047, US

Kaycha Labs

2
N/A
Matrix : Flower



Certificate of Analysis

PASSED

Made By A Farmer

8275 Scio Church rd
Ann Arbor, MI, 48103, US
Telephone: 7344763114
Email: ryan.valik@gmail.com

Sample : M001013044-001
Harvest/LOT ID: zone 8

Batch# : 2
Sampled : 10/12/20
Ordered : 10/12/20

Sample Size Received : 10 gram
Completed : 10/20/20 Expires: 10/20/21
Sample Method : SOP Client Method

Page 3 of 4



Pesticides

PASSED

Table with 10 columns: Pesticides, LOD, Units, Action Level, Result. Lists various pesticides like ABAMECTIN B1A, ACEPHATE, ACEQUINOCYL, etc., with their respective LOD, units, action levels, and results (mostly ND).

Pesticides summary box containing analysis details: Analyzed by 1, Weight 0.512g, Extraction date 10/15/20 10:10:53, Analytical Method - SOP.T.30.060, Instrument Used : LCMSMS 8060 P, Reagent table with columns Reagent, Dilution, Consums. ID.

This report shall not be reproduced, unless in its entirety, without written approval from Kaycha Labs. This report is an Kaycha Labs certification. The results relate only to the material or product analyzed. Test results are confidential unless explicitly waived otherwise. Void after 1 year from test end date.

David Greene
Lab Director
State License # 19-05-02P
ISO Accreditation # 17025:2017 #97164

Signature

10/20/2020
Signed On



673 N. Bardstown Rd  
Mount Washington, KY, 40047, US

Kaycha Labs

.....  
2  
N/A  
Matrix : Flower



**PASSED**

# Certificate of Analysis

Made By A Farmer

8275 Scio Church rd  
Ann Arbor, MI, 48103, US  
Telephone: 7344763114  
Email: ryan.valik@gmail.com

Sample : M001013044-001  
Harvest/LOT ID: zone 8  
Batch# : 2  
Sampled : 10/12/20  
Ordered : 10/12/20

Sample Size Received : 10 gram  
Completed : 10/20/20 Expires: 10/20/21  
Sample Method : SOP Client Method

Page 4 of 4

	<b>Microbials</b>	<b>PASSED</b>		<b>Mycotoxins</b>	<b>PASSED</b>
--	-------------------	---------------	--	-------------------	---------------

Analyte	LOD	Result	Analyte	LOD	Units	Result	Action Level (PPM)
ASPERGILLUS_TERREUS_1J2		not present in 1 gram.	AFLATOXIN G2	0.001	ppm	ND	0.02
ASPERGILLUS_NIGER		not present in 1 gram.	AFLATOXIN G1	0.001	ppm	ND	0.02
ASPERGILLUS_FUMIGATUS		not present in 1 gram.	AFLATOXIN B2	0.001	ppm	ND	0.02
ASPERGILLUS_FLAVUS		not present in 1 gram.	AFLATOXIN B1	0.001	ppm	ND	0.02
SALMONELLA_SPECIFIC_GENE		not present in 1 gram.	OCHRATOXIN A+	0.001	ppm	ND	0.02
ESCHERICHIA_COLI_SHIGELLA_SPP		not present in 1 gram.					
TOTAL_YEAST_AND_MOLD	18000						

Analysis Method -SOP.T.40.043  
Analytical Batch -NA Batch Date :  
Instrument Used :  
Running On :

Analysis Method -SOP.T.30.060, SOP.T.40.060  
Analytical Batch -M0001255MYC | Reviewed On - 10/16/20 10:18:26  
Instrument Used :  
Running On :  
Batch Date : 10/13/20 14:06:55

Analyzed by	Weight	Extraction date	Extracted By
NA	NA	NA	NA

Analyzed by	Weight	Extraction date	Extracted By
1	1g	NA	NA

Microbiological testing for Fungal and Bacterial Identification via Polymerase Chain Reaction (PCR) method consisting of sample DNA amplified via tandem Polymerase Chain Reaction (PCR) as a crude lysate which avoids purification. (Method SOP.T.40.043) If a pathogenic Escherichia Coli, Salmonella, Aspergillus fumigatus, Aspergillus flavus, Aspergillus niger, or Aspergillus terreus is detected in 1g of a sample, the sample fails the microbiological-impurity testing.

Aflatoxins B1, B2, G1, G2, and Ochratoxins A testing using LC-MS. (Method: SOP.T.30.060 for Sample Preparation and SOP.T40.060 Procedure for Mycotoxins Quantification Using LCMS. LOQ 1.0 ppb). Total Aflatoxins (Aflatoxin B1, B2, G1, G2) must be <20µg/Kg. Ochratoxins must be <20µg/Kg.

	<b>Heavy Metals</b>	<b>PASSED</b>
--	---------------------	---------------

Reagent

110119.52  
110119.44  
112519.01  
110119.36

Metal	LOD	Unit	Result	Action Level (PPM)
ARSENIC	0.02	ppm	ND	10
CADMIUM	0.02	ppm	ND	4.1
LEAD	0.02	ppm	0.431	10
MERCURY	0.02	ppm	ND	2

Analyzed by	Weight	Extraction date	Extracted By
18	0.500g	10/14/20 12:10:13	18

Analysis Method -SOP.T.40.050, SOP.T.30.052  
Analytical Batch -M0001262HEA | Reviewed On - 10/14/20 14:52:29  
Instrument Used : ICP-MS 2030  
Running On :  
Batch Date : 10/14/20 12:11:00

Heavy Metals screening is performed using ICP-MS (Inductively Coupled Plasma - Mass Spectrometer) which can screen down to below single digit ppb concentrations for regulated heavy metals using Method SOP.T.30.052 Sample Preparation for Heavy Metals Analysis via ICP-MS and SOP.T.40.050 Heavy Metals Analysis via ICP-MS. \*Action Limits based on Colorado Regulations.

This report shall not be reproduced, unless in its entirety, without written approval from Kaycha Labs. This report is an Kaycha Labs certification. The results relate only to the material or product analyzed. Test results are confidential unless explicitly waived otherwise. Void after 1 year from test end date. Cannabinoid content of batch material may vary depending on sampling error. IC=In-control QC parameter, NC=Non-controlled QC parameter, ND=Not Detected, NA=Not Analyzed, ppm=Parts Per Million, ppb=Parts Per Billion. Limit of Detection (LoD) and Limit Of Quantitation (LoQ) are terms used to describe the smallest concentration that can be reliably measured by an analytical procedure. RPD=Reproducibility of two measurements. Action Levels are State determined thresholds for human safety for consumption and/or inhalation. The result >99% are variable based on uncertainty of measurement (UM) for the analyte. The UM error is available from the lab upon request. The "Decision Rule" for the pass/fail does not include the UM. The limits are based on F.S. Rule 64-4.310.

David Greene  
Lab Director  
State License # 19-05-02P  
ISO Accreditation #  
17025:2017 #97164

Signature

10/20/2020  
Signed On